

Monster Tree Educational Unit

Novel by Sara Allen; Curriculum by Michelle Dam

Module 1: The Tree – Sharp Points and Angles:26 pages (my copy)

- Vocabulary Activity – Crossword Puzzle
- Vocabulary Story Prompt
- Reading Journal: Predict and Reflect
- Module Project

Module 2: Connecting the Dots – Showing Your Work :23 pages (my copy)

- Vocabulary Activity – Crossword Puzzle
- Vocabulary Story Prompt
- Reading Journal
- Module Project

Module 3: Metamorphosis – The Face of a Vulture:22 pages (my copy)

- Vocabulary Activity – Crossword Puzzle
- Vocabulary Story Prompt
- Reading Journal
- Module Project

Module 4: Collaboration -End:27 pages (my copy)

- Vocabulary Activity
- Vocabulary Story Prompt
- Reading Journal

End of Unit Project Options

- Research Projects (Nature Archive or Archival Essay)
- Creative Responses


Module 1: The Tree – Sharp Points and Angles:26 pages (my copy)

- Vocabulary Words
- Vocabulary Activity – Crossword Puzzle
- Vocabulary Story Prompt
- Discussion Questions
- Module Project - Tree Depiction and Poem

Vocabulary Words

1. Adrenaline: Hormone released during excitement or stress.
2. Anxious: Nervous or worried.
3. Botanist: Scientist who studies plants.
4. Cultivated: Developed with care, like a well-tended garden.
5. Genuinely: Sincerely or authentically.
6. Hatchet: Small axe for chopping wood.
7. Heckler: Interrupts or criticizes during a show.
8. Inherited: Received from ancestors.
9. Insomnia: Trouble falling asleep at night.
10. Oppressive: Harsh, controlling, or overwhelming.
11. Overambitious: Sets extremely high goals.
12. Preliminary: Early steps before the main event.
13. Shockingly: Surprisingly unexpected.
14. Silhouetted: Outlined in shadow against light.
15. Untethered: Not connected or held back.

Monster Tree Module One Vocabulary Puzzle



ACROSS

- 5. Scientist who studies plants.
- 7. Sincerely or authentically.
- 9. Trouble falling asleep at night.
- 10. Small axe for chopping wood.
- 11. Hormone released during excitement or stress.
- 12. Harsh, controlling, or overwhelming.
- 14. Outlined in shadow against light.
- 15. Early steps before the main event.

DOWN

- 1. Nervous or worried.
- 2. Surprisingly unexpected.
- 3. Received from ancestors.
- 4. Not connected or held back.
- 6. Sets extremely high goals.
- 8. Developed with care, like a well-tended garden.
- 13. Interrupts or criticizes during a show.

Vocabulary Story Prompt

Using your vocabulary words, write a story with one of the following prompts.

- **Prompt 1:** Write a short story about a magical tree or plant that has powers or is cursed.
- **Prompt 2:** Write a short story about a kid who moves to a new town.

Reading Journal

To start your reading journal, you will reflect or make a prediction for each chapter.

- **Reflect:** reflect on anything you found surprising or exciting in this chapter. What happened that you didn't expect? What about this chapter was exciting or what makes you want to keep reading? Do you have any questions about how this will go?
- **Predict:** What do you think will happen next? Are there any major events that you think will happen? Are there any mysteries that you think you know the answer to?

Module Project - Tree Depiction and Poem

Write a poem about a haunted tree and create an art piece depicting the tree.

- **Part One:** Write a poem about a haunted tree. This can be the tree in the story, but in poem form, or it might be a haunted or cursed tree that you have imagined.
- **Part Two:** Create an art piece depicting your tree or the tree in the story. You can paint, draw, use charcoal or another medium to create a visual piece or sculpture. Consider upcycling old materials for your tree.


Module 2: Connecting the Dots – Showing Your Work :23 pages (my copy)

- Vocabulary Activity – Crossword Puzzle
- Vocabulary Story Prompt
- Discussion Questions
- Module Project – Exploring Archives

Vocabulary Words

1. Archive: A collection of historical records or documents.
2. Assertive: Being confident, self-assured, and able to express opinions or needs.
3. Chaotic: Disorderly, confused, or unpredictable.
4. Clenched: Holding tightly or gripping firmly.
5. Desperate: Feeling extreme urgency or hopelessness.
6. Diseased: Affected by illness or infection.
7. Flittering: Moving quickly and lightly.
8. Intertwined: Twisted or connected closely together.
9. Jittery: Nervous or restless.
10. Kinetic: Energy associated with motion.
11. Oozing: Slowly flowing or seeping out
12. Reverberating: A sound echoing or resonating.
13. Sentient: Conscious or aware.
14. Unfazed: Not affected or disturbed by something
15. Unwieldy: Not easily managed, handled, or used due to bulk, weight, complexity, or awkwardness; cumbersome.

Monster Tree Module Two Vocabulary Puzzle



ACROSS

- 3. Disorderly, confused, or unpredictable.
- 4. Being confident, self-assured, and able to express opinions or needs.
- 7. Slowly flowing or seeping out
- 8. Feeling extreme urgency or hopelessness.
- 12. Twisted or connected closely together.
- 13. Conscious or aware.
- 14. Not easily managed, handled, or used due to bulk, weight, complexity, or awkwardness; cumbersome.

DOWN

- 1. Energy associated with motion.
- 2. Nervous or restless.
- 3. Holding tightly or gripping firmly.
- 5. A sound echoing or resonating.
- 6. Moving quickly and lightly.
- 9. Affected by illness or infection.
- 10. A collection of historical records or documents.
- 11. Not affected or disturbed by something

Vocabulary Story Prompt

Using your vocabulary words, write a story with one of the following prompts.

- **Prompt One:** Imagine you can go on an adventure with any artist (visual, musical, theatrical) and write a story about what happens.
- **Prompt Two:** Write a story about a group of friends who make a startling discovery in the archives of their school or library.

Reading Journal

Answer the journal questions after the corresponding chapter.

1. “Connecting the Dots” - What is an online archive? Have you ever used one? What would you want to research in an archive, if given the opportunity?
2. “Round Holes, Square Pegs, Long Scratches” - What do you think happened to the hatchet and why?
3. “The Art of War” - What was your reaction to the events in this chapter? Why do you think this happened and how do you think it will affect the story?
4. “The Pencil is Mightier than the Sword” - Who would you tell if this happened to you? Why? Do you think they’d believe you? Why? If not, who would believe you?
5. “How the Tree Grows” - What kinds of trees do you see where you live? Describe them? Do you have a favorite? Are there any that you see often or in a special place?
6. “Figure Drawing” - What is something you have learned from an adult in your life?

Module Project – Exploring Archives

Take some time to explore the national archives. You can explore the website or research something specific that you are interested in. I’ve included some options below for a project that connects to the national archives.

Scroll and Click:

<https://www.archives.gov/exhibits>

Start on the online exhibits page and click on 5 different exhibits that you found interesting. Write down the name of the exhibit and a short paragraph where you summarize the exhibit, explain why you chose it, and describe what you learned.

Look for Specific Topics

1. Write down 5 historical events or American ideas/documents that you find interesting.
2. Search for each of the events on the archive's website:
<https://www.archives.gov/research/topics>
3. For each topic take notes on what you learned.
4. Write a reflection describing your experience with the website and what you learned about various topics. How was this different or like the other research you have done.

Choose a Educational Activity from the national archives

Using the following website, choose and complete an activity for your age group.

<https://www.archives.gov/education/distance-learning/middle-high.html>


Module 3: Metamorphosis – The Face of a Vulture:22 pages (my copy)

- Vocabulary Activity – Crossword Puzzle
- Vocabulary Story Prompt
- Discussion Questions
- Module Project – Character Profile

Vocabulary Words

1. According: In agreement with or as stated by.
2. Apparently: Seemingly or evidently.
3. Cloying: Referring to something that is excessively sweet or sentimental.
4. Faint: Lacking strength or clarity.
5. Furious: Describing a feeling of intense anger or rage.
6. Oblivion: A state of being completely forgotten or unaware.
7. Pummel: To strike repeatedly or forcefully.
8. Purposefully: With intention or determination.
9. Re-corrupted: Damaged or altered again.
10. Regal: Majestic or royal.
11. Rendered: Presented or depicted in a specific way.
12. Splattered: To scatter or spread in drops or small particles.
13. Thrumming: A steady, rhythmic vibration or sound.
14. Tinged: Describing something that is slightly colored or influenced.
15. Uppity: Acting superior or arrogant.

Monster Tree Module Three Vocabulary Puzzle



ACROSS

- 4. In agreement with or as stated by.
- 6. With intention or determination.
- 9. Seemingly or evidently.
- 12. To scatter or spread in drops or small particles.
- 13. To strike repeatedly or forcefully.
- 14. Describing something that is slightly colored or influenced.

DOWN

- 1. Presented or depicted in a specific way.
- 2. A state of being completely forgotten or unaware.
- 3. Damaged or altered again.
- 5. Referring to something that is excessively sweet or sentimental.
- 7. Majestic or royal.
- 8. Acting superior or arrogant.
- 10. A steady, rhythmic vibration or sound.
- 11. Describing a feeling of intense anger or rage.

Vocabulary Story Prompt

Using your vocabulary words, write a story with one of the following prompts.

- **Prompt One:** In this module the three friends visit Abby's grandma. Write a short story about one of your grandparents, either fictional or autobiographical.
- **Prompt Two:** Write a story about three friends who find themselves locked in a theme park.

Reading Journal

Answer the journal questions after the corresponding chapter.

1. "Metamorphosis" - What are the differences between the two sketches? Why do you think the result was different?
2. "Playing with Sticks" - Write a short story about Croak?
3. "The Roots Lie" – What was the conflict that happened between three friends and why did it happen? What was necessary for the conflict to be resolved? How do you normally handle conflict?
4. "What Tomorrow is" - Linus deals with big feelings in this chapter. What do you do when you have big feelings? What coping strategies do you use?
5. "The Face of a Vulture" - What do you know about Vultures? What significance do you think vultures, and specifically this drawing has to do with the story? You can also predict what significance do you think it will have.

Module Project - Character profile

Choose one of the characters and create a social media profile for them with a photo, character description, and a few posts. Try to expand by adding comments from other characters in the story. Consider important character traits and how each character would write based on their personality. You can create this digitally or draw the profile on paper.


Module 4: Collaboration -End:27 pages (my copy)

- Vocabulary Activity
- Vocabulary Story Prompt
- Discussion Questions

Vocabulary Words

1. Initial: beginning or first.
2. Hesitate: to pause or be uncertain.
3. Relentless: something that is persistent or unyielding.
4. Bravado: boldness or swagger.
5. Mustered: gathered or assembled.
6. Scurries: quick, small movements.
7. Instinctual: related to natural instincts.
8. Guttural: throaty or harsh sounds.
9. ShriLL: a sound that is high-pitched and piercing.
10. Patronize: to condescend or treat someone as inferior.
11. Reverberating: a sound echoing or resonating.
12. Despicable: extremely unpleasant, contemptible, or deserving strong disapproval.
13. Grimy: something that is dirty, covered in grime, or soiled.
14. Bitter: a taste that is sharp, acrid, or unpleasant.
15. Meticulously: doing something with great attention to detail, precision, and thoroughness.

Monster Tree Module Four Vocabulary Puzzle



ACROSS

2. something that is dirty, covered in grime, or soiled.
5. gathered or assembled.
7. something that is persistent or unyielding.
10. quick, small movements.
11. a sound that is high-pitched and piercing.
12. to pause or be uncertain.
13. beginning or first.
14. throaty or harsh sounds.

15. doing something with great attention to detail, precision, and thoroughness.

DOWN

1. boldness or swagger.
3. to condescend or treat someone as inferior.
4. a taste that is sharp, acrid, or unpleasant.
6. a sound echoing or resonating.
8. extremely unpleasant, contemptible, or deserving strong disapproval.
9. related to natural instincts

Vocabulary Story Prompt

Using your vocabulary words, write a story with one of the following prompts.

Prompt One: Write a story about a vulture that can talk.

Prompt Two: Imagine you are trapped underground, write a story about how you escape. Consider adding other characters who are trapped with you.

Prompt Three: Rewrite the ending of the book or write an additional chapter for what you think happened next.

Reading Journal

For this section, you will reflect or make a prediction for each chapter. This is the same activity done for module one, so before you start module four, make sure to read over your predictions from the first module. As you discover some of the final revelations, reflect on what you predicted and how close it was to the events in the book.

- **Reflect:** reflect on anything you found surprising or exciting in this chapter. What happened that you didn't expect? What about this chapter was exciting or what makes you want to keep reading? Do you have any questions about how this will go?
- **Predict:** What do you think will happen next? Are there any major events that you think will happen? Are there any mysteries that you think you know the answer to?
- **Connect:** Do any actions connect to one of your previous predictions? How are they connected? Did you get it right?

End of Unit Research Project Options

Nature Archive:

For this project, you will document 10 types of plants, trees, bugs, or animals that you find in one location, research those plants, and then create a visual archive of your location.

Step One: Choose a place with lots of variety in nature, often called biodiversity. This should be a location where you can spend lots of time and can revisit if you need to do more in-person research. This can be a park, nature reserve, playground, or even your yard.

Step Two: Go to the place you have chosen and take pictures or draw pictures of 10 different plants, trees, bugs, or animals that you see. These will be your 10 specimens for your archive. For each one, write down some observations about how it looks, acts, feels, or is located. Be careful to avoid touching poisonous plants or animals.

Step Three: Research each of your specimens using a reliable web database such as the USDA Plant Database or insectidentification.org.

Step Four: Create a digital or physical archive such as a picture book, webpage, poster, or terrarium where you showcase the 10 specimens you researched and what you learned about them.

Step Five: Write a reflection where you consider how the various plants, trees, bugs, and animals work together and the importance of biodiversity.

Archival Essay:

Review your initial exploration of the archives in module three and spend some additional time previewing the material available. Then draft a research question and write a 900-word essay that answers the research question you chose to explore.

End of Unit Creative Projects

Choose one project from each column, or one from each of the columns that has a literary concept you want to focus on for this unit.

| | Characters | Storyline | Setting | Themes |
|---------------------------|--|--|--|---|
| Art | Create character bookmarks for 3 characters. Draw the character on one side and include a quote from the novel that represents them as a person. | Create a poster story board or comic strip of the major events in the novel. Make sure to include the exposition, conflict, rising action, climax, falling action, and resolution. | Make a diorama of the set for the novel. | Identify a major theme from the novel and create piece of art that emphasizes this theme. Write a short reflection describing how |
| Technology | Using any presentation software, make a mood board for your character. Make sure to include quotes, photos, and connections to the novel. | Create a website, presentation, or video of the story board of the novel. Make sure to include the exposition, conflict, rising action, climax, falling action, and resolution. | Create a digital map of the setting using Prezi, Padlet, or another program. | Create a playlist of songs that match the theme of the novel. Try to put the songs in order of the events of the novel. |
| Writing and acting | Create a new character for the novel and rewrite a scene from the story with the new character in it. Consider also writing this as a scene in a play. | Imagine an additional scene to the novel and create a script of this scene. Bonus: Act it out. | Create a set piece that could be used if this novel was turned into a play. | Identify a major theme from the novel and write a short scene that emphasizes this theme. Write a short reflection describing how the themes are connected. |